

MAXIMIZE YOUR POTENTIAL



INSIDE

OUT




All-Plastic Display Systems


Single-Level Tables



Additional leg sizes available



SM361201S 36"L x 16"W x 12"H
 SM661201S 66"L x 16"W x 12"H
 SM961201S 96"L x 16"W x 12"H



CS361201S 36"L x 24"W x 12"H
 CS661201S 66"L x 24"W x 12"H
 CS961201S 96"L x 24"W x 12"H
 CS961201S3 96"L x 36"W x 12"H

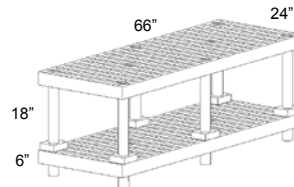
These space-making merchandisers lift up products so they're always in easy reach to help increase impulse sales in your profit center.

Our tables are available in seven dimensions so they're sure to find a home anywhere you see fit! Plus, they work just as well outdoors as they do in!

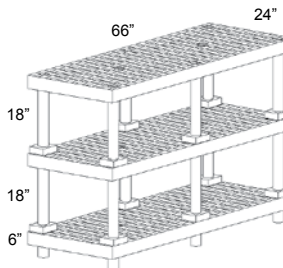
Backroom/Cooler Shelving



Additional leg sizes available



CM362402S 36"L x 24"W x 24"H
 CM662402S 66"L x 24"W x 24"H
 CM962402S 96"L x 24"W x 24"H
 CM962402S3 96"L x 36"W x 24"H



CM364203S 36"L x 24"W x 42"H
 CM664203S 66"L x 24"W x 42"H
 CM964203S 96"L x 24"W x 42"H
 CM964203S3 96"L x 36"W x 42"H

CM362402SC 36"L x 24"W x 24"H
 CM662402SC 66"L x 24"W x 24"H
 CM962402SC 96"L x 24"W x 24"H
 CM662402S3C 66"L x 36"W x 24"H
 CM962402S3C 96"L x 36"W x 24"H

Storage areas and backstock are generally the most neglected space in any c-store, but failing to provide an orderly spot for merchandise backstock has lots of drawbacks.

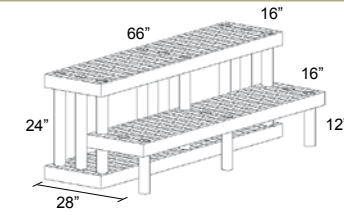
These heavy-duty, modular and stackable systems are stronger than you might imagine. Plus, they are easily squeezed into almost any backstock space -- including your cooler. If you give us the dimensions, we can even give you a free suggested layout!

Boxes or bags, candy bars or beer, this shelving gets the job done quick and painlessly.

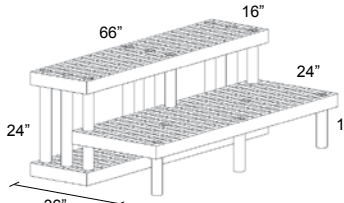
Organization is a key to success and our shelving systems fit that need.

Organize your back-stock and supplies with Benchmaster® all-plastic shelving

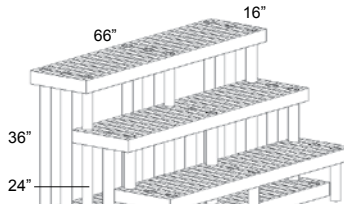
Tiered Wall Displays



CW362402 36"L x 28"W x 24"H
 CW662402 66"L x 28"W x 24"H
 CW962402 96"L x 28"W x 24"H

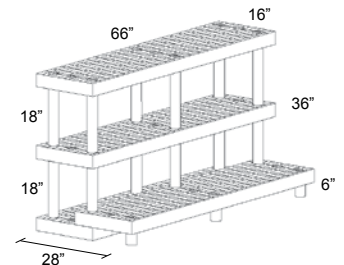


CW362402L 36"L x 36"W x 24"H
 CW662402L 66"L x 36"W x 24"H
 CW962402L 96"L x 36"W x 24"H



CW363603 36"L x 39"W x 36"H
 CW663603 66"L x 39"W x 36"H
 CW963603 96"L x 39"W x 36"H

Benchmaster® tiered fixtures create a clean and consistent storefront image



CMW363604 36"L x 28"W x 36"H
 CMW663604 66"L x 28"W x 36"H
 CMW963604 96"L x 28"W x 36"H

We're proud that our Tiered Wall Displays have become the industry standard for storefront merchandising. Years of research and experience have gone into each system design, so you're sure to find one to match your needs.

Fill these eye-catching displays with cases of washer solvent, soda, distilled water, coolant or other seasonal merchandise and you'll provide a clean, fresh and professional presentation to accent any storefront.

Since these displays are made from high-density plastics, extreme weather conditions are no problem! When it's cold outside and there's salt all over the roads, an outdoor display of bright-blue solvent can make a world of difference when customers choose where they're going to stop.

Do you have narrow front sidewalks? Don't worry, we've got you covered! Just order our four-shelf narrow wall display that takes up a mere 28 inches from front to back!

For your non-24-hour locations, you can add mobility to any of these fixtures (see our Caster Bar section) and wheel the fixture inside at closing time -- merchandise and all.

The most successful chains are capturing their storefront real estate. Isn't it time you did too?

Any product, any size, Benchmaster® fixtures show it all

Pyramid Displays



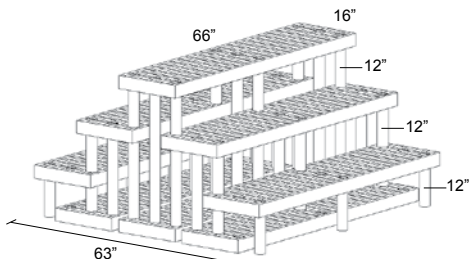
Put pump islands to work driving customers inside to shop in your profit center!

When pay-at-the-pump systems first hit the streets, they were a novelty. When people got used to the idea, they became a necessity. The unanticipated casualty from using these systems has been a major drop off of traffic inside your profit center.

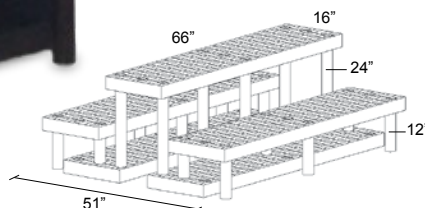
In too many cases, impulse purchases of soda, candy, cigarettes, and on-the-go foods are sagging. The best way to drive customers back inside your store for higher-margin add-on sales is to take impulse products to them.

Our Pyramid Displays put merchandise that can't be purchased at the pump between your pump islands to let your customers shop as they refuel.

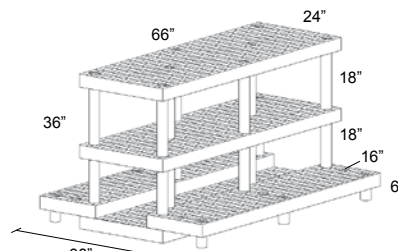
Customers will be thrilled when you remind them that they can fill up on gas, washer solvent, coolant, munchies and beverages in one quick roadside stop.



- CP363605 36"L x 63"W x 36"H
- CP663605 66"L x 63"W x 36"H
- CP963605 96"L x 63"W x 36"H



- CP362403 36"L x 51"W x 24"H
- CP662403 66"L x 51"W x 24"H
- CP962403 96"L x 51"W x 24"H

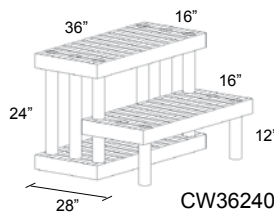


- CMP363605 36"L x 38"W x 36"H
- CMP663605 66"L x 38"W x 36"H
- CMP963605 96"L x 38"W x 36"H

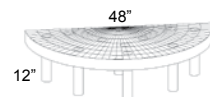
Endcaps



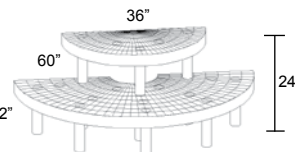
Finish off your displays with endcaps to make the most of selling spaces



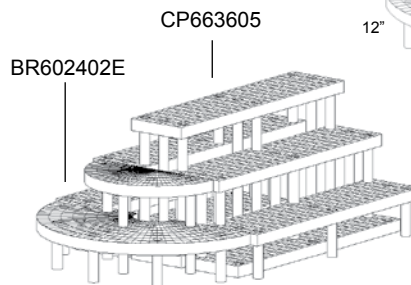
- CW362402 - 36"
- CW662402 - 66"



- BR481201E - 48"
- BR601201E - 60"




- BR482402E - 48"
- BR602402E - 60"



Spot Bulk Platforms



Using several of our Spot Bulk Platforms lets you achieve maximum versatility!



- BC360701SR 36"L x 24"W x 7"H
- BC660701SR 66"L x 24"W x 7"H
- BC960701SR 96"L x 24"W x 7"H
- BC660701SR3 66"L x 36"W x 7"H
- BC960701SR3 96"L x 36"W x 7"H

With our Spot Bulk Platforms, there's always room for more! More profits, that is. This is a completely mobile floor-level merchandiser that's ready to move whenever you are!

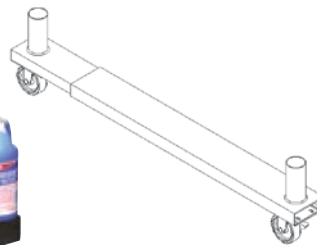
Whether you need to clean up a nasty soda spill, or just mop up around the store, now anyone can wheel away those mountains of merchandise until things are tidied up.

Pick our 24-inch-by-36-inch model for tight spaces and focal-point displays. Order the giant 96-inch-by-36-inch to build impressive floor-to-ceiling window displays in your store-fronts. Any product, any size, these platforms show it all!

Caster Bars



- CB300604 - Extends up to 51 inches for use on all Tiered Wall Displays and most Pyramid Displays
- CB370604 - Extends up to 63 inches for use on five-level Pyramid Displays



Adds mobility to tiered displays

Our Caster Bars can be used on nearly all of our fixtures to add the convenience of mobility. Whether you want to bring merchandise indoors at night, or just move it around inside your store, Caster Bars make it easy!

Made from heavy-duty powder-coated steel, Caster Bars can be added to any order or shipped on their own to upgrade your existing fixtures!

Display	Caster Bars Required
36" Length	2
66" Length	3
96" Length	4

Storage Platforms




Storage Platforms
clean up in your cooler



Available with
grid or solid
surface

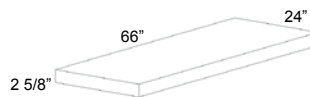
Raised Platforms:



BP1360924	36"L x 24"W x 9"H
BP1660924	66"L x 24"W x 9"H
BP1960924	96"L x 24"W x 9"H
BP1660936	66"L x 36"W x 9"H
BP1960936	96"L x 36"W x 9"H

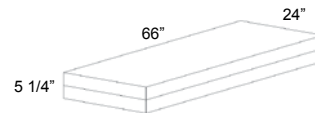
When you're finally fed up with damaged cartons and ruined merchandise from damp, dirty cooler floors, it's time to order one of our plastic storage platforms. These handy risers not only protect your product, they help you stay organized -- even behind the scenes!

Floor Platforms:



CB360324	36"L x 24"W x 2 5/8"H
CB660324	66"L x 24"W x 2 5/8"H
CB960324	96"L x 24"W x 2 5/8"H

In many areas, it's much more than just damaged product that's at risk. Depending on the public health codes in your state, getting product off the cooler floor may be a requirement. When that's the case, these platforms are a perfect solution!




CB360624	36"L x 24"W x 5 1/4"H
CB660624	66"L x 24"W x 5 1/4"H
CB960624	96"L x 24"W x 5 1/4"H

Order by these part numbers for solid-top Floor Platforms:

CBS360324	36"L x 24"W x 2 5/8"H
CBS660324	66"L x 24"W x 2 5/8"H
CBS960324	96"L x 24"W x 2 5/8"H
CBS360624	36"L x 24"W x 5 1/4"H
CBS660624	66"L x 24"W x 5 1/4"H
CBS960624	96"L x 24"W x 5 1/4"H

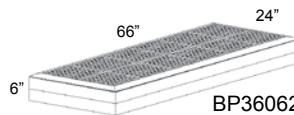
Work / Anti-Fatigue Platforms



BP36032412	36"L x 24"W x 3"H
BP66032412	66"L x 24"W x 3"H
BP96032412	96"L x 24"W x 3"H

It takes workers of all sizes to make the world go around. The problem is, you probably don't have adjustable counters to accommodate them all.

Our Work / Anti-Fatigue Platforms are OSHA compliant and help you meet your ergonomics goals. Put them behind your cash registers and you'll be amazed at the difference!



BP36062412	36"L x 24"W x 6"H
BP66062412	66"L x 24"W x 6"H
BP96062412	96"L x 24"W x 6"H

Now eight hours on your feet doesn't have to be torture! Treat your employees and they'll return the favor with fewer complaints, bigger smiles and more return customers!